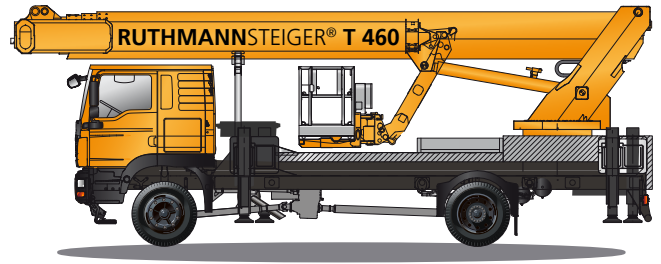















**STEIGER® T 460**



**RUTHMANN STEIGER® T 460**

	Working height	46.00 m		Total height	3.75 m
	Lifting height	44.00 m		Total length	10.40 m
	Outreach*	31.00 m		Permissible inclination	2°
	Working cage size	2.42 x 0.97 m		Permissible total weight ≥	18,000 kg
	Max. working cage size	3.82 x 0.97 m		Range of rotation	500°
	Working cage load	600 kg		Swivelling angle of the jib/RÜSSEL®	180°
* depending on load, angle of rotation and outfit				Swivelling angle of upper boom	180°

more information: [www.ruthmann.de/t460](http://www.ruthmann.de/t460)

